

CK4t Stainless Steel In-Line Check Valves



CK4t In-Line Check (Cartridge)

DESCRIPTION

The HANTEMP Controls **Stainless Steel** CK4t Flanged Check Valves are dependable, compact, rugged in-line check valves (disc type non-return valves) ideally suited for liquid, suction, or hot gas refrigerant flow control applications. Valves open for flow in the arrow direction on the valve body. Valves close quickly and reliably when flow reversals occur.

Stainless Steel bodies, flanges, seat discs, springs, bolts, and nuts enable these multi-purpose check valves to withstand industrial refrigeration conditions. These check valves can be mounted in any position and can be close-coupled to outlets of S4At, and A4At solenoid or pressure regulator valves and similar competitors' models.

SPECIFICATIONS

- Body:** Stainless Steel
- Seating and Spring:** Stainless Steel
- Flange:** Size 100 (various connections)
- Pipe Sizes:** 3/4", 1", and 1 1/4"
- Safe Operating Temperature:** -70°F to +240°F
- Safe Working Pressure:** 800 psig
- Opening Pressure:** 1 psid nominal
- Approved Refrigerants:** Ammonia, CO2, heat transfer fluids and other approved refrigerants

INLINE CHECK VALVE FOR INDUSTRIAL REFRIGERATION

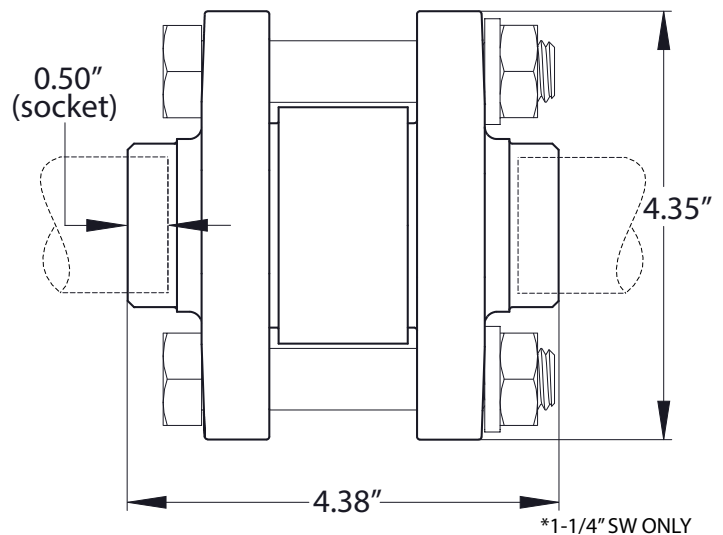
3/4" TO 1 1/4"

- **Stainless Steel Body, Spring, Seats, Flanges, Bolts & Nuts**
- **Flanges compatible with R/S, Hansen, and Henry**
- **Can bolt to outlet of flanged control valves without need for male adapter ring**

INSTALLATION

Valve may be oriented in any position. Arrow on check body should match direction of flow. As for all check valves, do not install on the **inlet** side of solenoid valves or control valves with electric shut-off. For proper flange gasket sealing, care must be taken when threading or welding to assure flanges are parallel to each other and perpendicular to pipe. After welding, gaskets should be lightly oiled and bolts greased and tightened evenly.

INSTALLATION DIMENSIONS

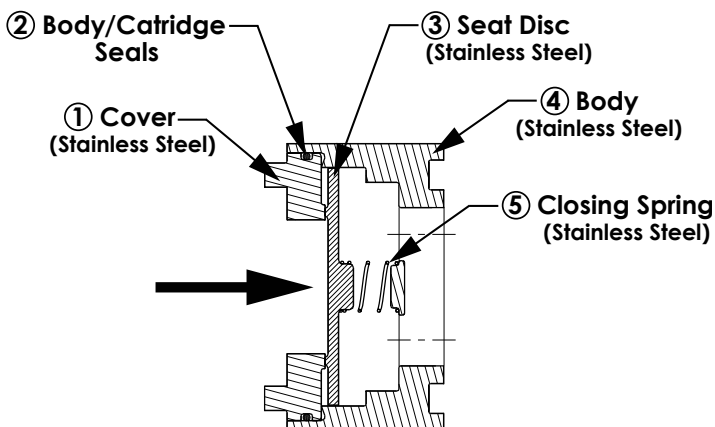


Assembled weld length: SW 3.38", FPT 4.38", BW 4.38"
 *Flange groove depth nominal 0.125"; Tongue heights nominal 0.188"; gasket thickness nominal 0.06"

OPERATION

CK4t check valves are normally closed valves. As inlet pressure increases, it overcomes the light closing spring force. As the seat disc is pushed back and away from the seat cartridge, flow through the valve occurs. The valve will remain open until the inlet pressure drops below the closing spring force or there is a flow reversal, at which time the seat disc will close against the seat cartridge, preventing reverse flow. Seat Rings and Seat Discs can be flat lapped to renew tightness.

CK4t STAINLESS STEEL CROSS SECTION AND PARTS LIST



CK4t - FLANGED CHECK VALVE

Item	Qty.	Description	Part Number
1	1	Seat Ring (Stainless Steel)	22-0102
2	1	Body/Cartridge Seals	22-0104
3	1	Seat Disc (Stainless Steel)	22-0003
4	1	Body (Stainless Steel)	22-0101
5	1	Closing Spring (Stainless Steel)	22-0004

AVAILABLE FLANGE OPTIONS

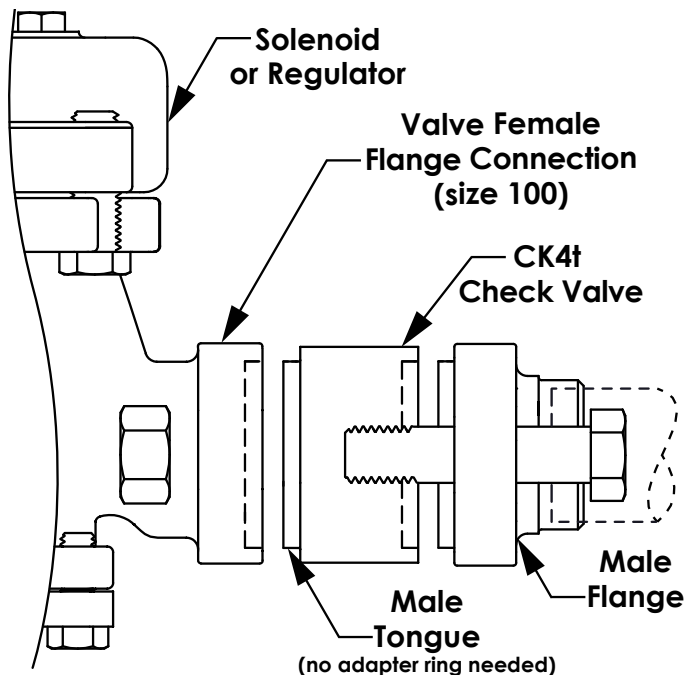
MODEL*	SIZE	CONNECTION SIZE & TYPE	
		FPT, SW, BW	ODS
SS-UK-100-XXXX	100	3/4", 1", 1 1/4"	7/8", 1 1/8", 1 3/8"

*Reference bulletin 0612j for information on ordering stainless steel flange unions for the CK4t.



33 Chestnut Avenue, Westmont, IL, USA
(630) 537-10499 • www.hantempcontrols.com

CK4t COUPLED TO OUTLET OF S4At, A4Kt, or A4Bt (or similar HANTEMP, R/S, or Hansen flanged valves)



Exploded view of connection

INSTALLATION

The protective packaging should not be removed until ready for installation to avoid jobsite dirt or damage. Valves should be installed with the directional flow arrow matching the direction of refrigerant flow. Prior to & during welding process, keep dirt from entering the valve. When used with valves, check valves should be installed on the outlet side of the valve including system pressure regulators, solenoid valves and control valves.

SAFETY WARNING

The valves should only be installed, maintained, and serviced by qualified and experienced refrigeration professionals. Before servicing a valve, it should be isolated from the system and all refrigerant evacuated from the piping. Always wear safety glasses. Eyes and lungs are at high risk.

DISCLAIMER

HANTEMP Controls reserves the right to alter product design, materials, and specifications without notice, as necessary. All trademarks are the property of their respective owners. HANTEMP Controls, LLC is in no way associated or affiliated with Hansen Technologies, Inc., Parker Hannifin Corp., or Danfoss A/S.

WARRANTY

All HANTEMP Controls products are warranted against defects in workmanship and materials for a period of one year (90 days for electronics) from date of shipment from the factory. This warranty period is applicable only when products are properly applied, installed, operated, and serviced as specifically stated in HANTEMP Controls product bulletins unless otherwise approved in writing. Field labor and travel expenses are not warranty included.

